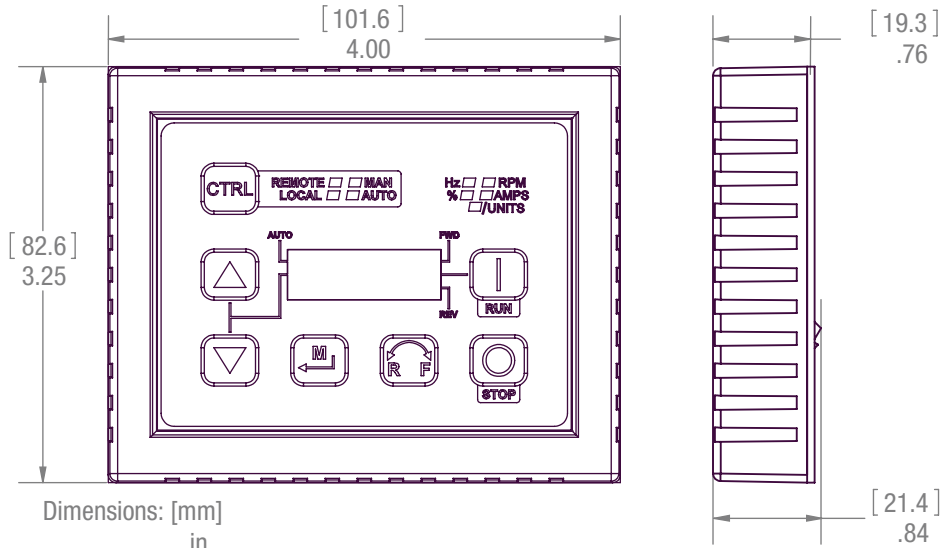


SMVector frequency inverter: Remote Keypad

The Remote Keypad option ESVZXH0 can only be used with **SMVector** Series NEMA 1 15-30HP (11-22kW) Drives. The Remote Keypad allows operation of the drive from a remote location up to 100 ft (30 meters) from the drive. The Remote Keypad is configured using Parameters P100 and P600 and duplicates the functionality of the drive's local keypad as described in the SMVector Users Manual (SV01).



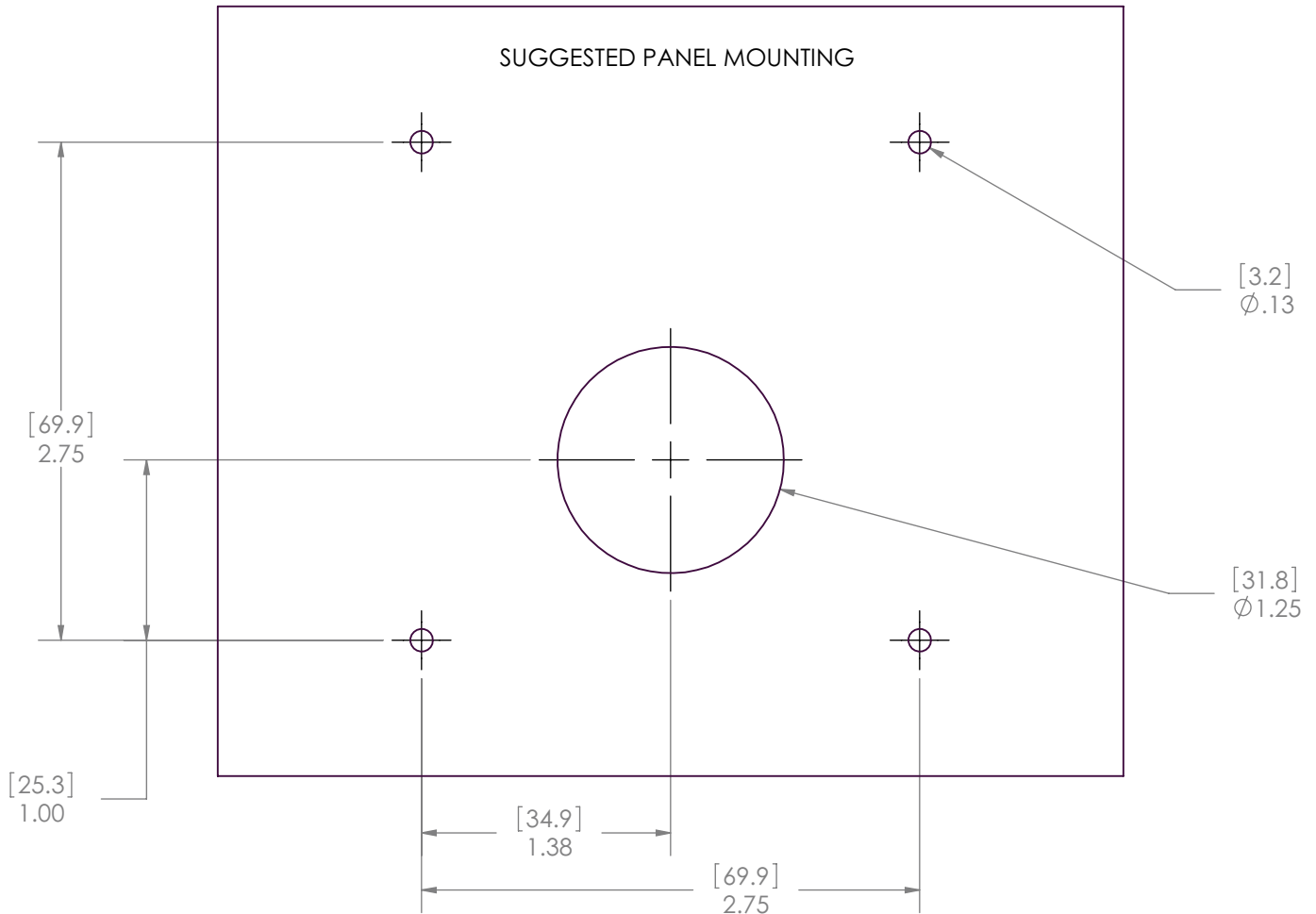
WARNING!

Improper wiring may result in damage to the Remote Keypad. Keep the remote keypad cable away from power wiring. Use Belden 8332, General Cable C0620, or equivalent wire only with a minimum 300V jacket insulation.

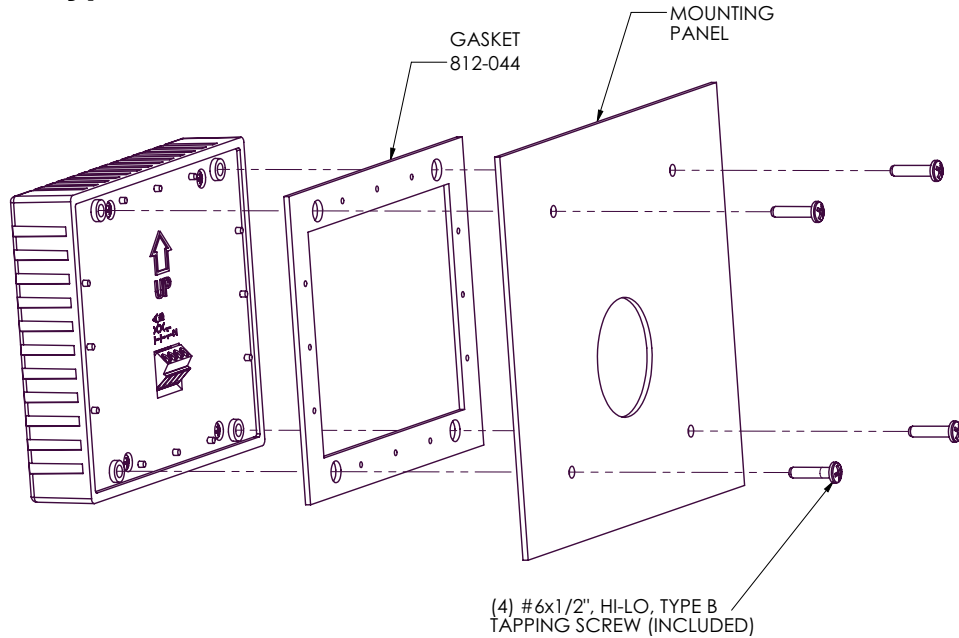
The specified cables consist of two twisted pairs. Make sure one twisted pair is used for power and the other is used for serial communications. Do not mix connections between twisted pairs.

Keypad Template

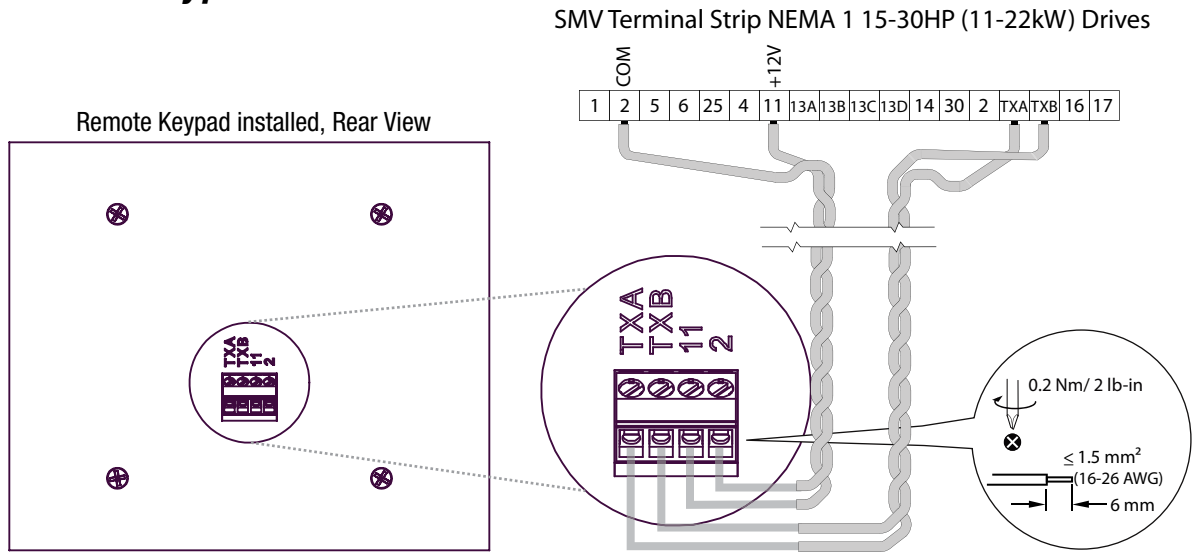
NOTE: Verify dimensions on printed page before using as a template.



Installation of Keypad



Installation of Keypad Interface



Wiring Connections



DANGER!

- Disconnect power and wait 3 minutes before removing terminal cover.
- Close all protective covers and doors before and during operation.

Terminal Strip 15-30HP Drive	Description	Keypad Terminal ESVZXH0
2	Keypad Power - (COM)	2
TXA	Comm Transmit A (TXA)	TXA
TXB	Comm Transmit B (TXB)	TXB
11	Keypad Power + (+12V)	11



NOTE

1. Set parameter P600 = 01.
2. Set parameter P100 for desired functionality.
3. To use the remote keypad RUN button the digital input start/stop (terminal #1) on the SMV control terminal block must be asserted.